



Single Assessment Institution-Level Pass Rate Data: Traditional Teacher Preparation Program Within IHE


		HEOA - Title II 2017 - 2018 Academic Year					Statewide				
Institution Name		COLLEGE OF CHARLESTON									
Institution Code		5113									
State		South Carolina									
Assessment Information¹		Group	Number Taking Assessment	Number Passing Assessment	Institutional Pass Rate	Institutional Average Scaled Score	Assessment Cut Score²	Number Taking Assessment	Number Passing Assessment	Statewide Pass Rate	Statewide Average Scaled Score
BIOLOGY CONTENT KNOWLEDGE (0235) Test Company: ETS Score Range: 100-200	All enrolled students who have completed all nonclinical courses, 2017-18							6			
	Other enrolled students, 2017-18							4			
	All program completers, 2017-18		2				148	27	27	100%	168
	All program completers, 2016-17		1				148	43	43	100%	164
	All program completers, 2015-16		3				148	45	45	100%	167
ED OF EXCEPTIONAL STUDENTS LEARNING DISAB (0382) Test Company: ETS Score Range: 100-200	All enrolled students who have completed all nonclinical courses, 2017-18										
	Other enrolled students, 2017-18										
	All program completers, 2017-18										
	All program completers, 2015-16		1				158	2			
EDUCATION OF YOUNG CHILDREN (5024) Test Company: ETS Score Range: 100-200	All enrolled students who have completed all nonclinical courses, 2017-18		2				160	62	54	87%	167
	Other enrolled students, 2017-18							144	131	91%	171
	All program completers, 2017-18		32	32	100%	174	160	511	504	99%	171
	All program completers, 2016-17		36	35	97%	175	160	394	390	99%	171
	All program completers, 2015-16		53	53	100%	176	160	468	462	99%	171
ELEM ED MULTI SUBJ MATHEMATICS (5003) Test Company: ETS Score Range: 100-200	All enrolled students who have completed all nonclinical courses, 2017-18		1				157	54	52	96%	178
	Other enrolled students, 2017-18		5				157	188	177	94%	177
	All program completers, 2017-18		28	27	96%	179	157	365	360	99%	179
	All program completers, 2016-17		27	26	96%	181	157	222	217	98%	180
	All program completers, 2015-16		26	26	100%	182	157	123	121	98%	182
ELEM ED MULTI SUBJ READING LANG ARTS (5002) Test Company: ETS Score Range: 100-200	All enrolled students who have completed all nonclinical courses, 2017-18		1				157	54	52	96%	171
	Other enrolled students, 2017-18		5				157	186	170	91%	171
	All program completers, 2017-18		28	27	96%	174	157	365	359	98%	172
	All program completers, 2016-17		27	26	96%	174	157	221	216	98%	172
	All program completers, 2015-16		26	25	96%	176	157	123	122	99%	174

April 6, 2019


Single Assessment Institution-Level Pass Rate Data: Traditional Teacher Preparation Program Within IHE

		HEOA - Title II 2017 - 2018 Academic Year								
Institution Name		COLLEGE OF CHARLESTON								
Institution Code		5113								
State		South Carolina								
							April 6, 2019			
Assessment Information ¹	Group	Number Taking Assessment	Number Passing Assessment	Institutional Pass Rate	Institutional Average Scaled Score	Assessment Cut Score ²	Statewide			
							Number Taking Assessment	Number Passing Assessment	Statewide Pass Rate	Statewide Average Scaled Score
ELEM ED MULTI SUBJ SCIENCES (5005) Test Company: ETS Score Range: 100-200	All enrolled students who have completed all nonclinical courses, 2017-18	1				159	54	47	87%	172
	Other enrolled students, 2017-18	5				159	186	158	85%	170
	All program completers, 2017-18	28	26	93%	170	159	365	350	96%	171
	All program completers, 2016-17	27	25	93%	174	159	221	213	96%	172
	All program completers, 2015-16	26	26	100%	175	159	123	120	98%	173
ELEM ED MULTI SUBJ SOCIAL STUDIES (5004) Test Company: ETS Score Range: 100-200	All enrolled students who have completed all nonclinical courses, 2017-18	1				155	54	48	89%	167
	Other enrolled students, 2017-18	5				155	187	151	81%	166
	All program completers, 2017-18	28	26	93%	167	155	365	351	96%	168
	All program completers, 2016-17	27	26	96%	174	155	221	213	96%	170
	All program completers, 2015-16	26	25	96%	173	155	123	120	98%	171
ELEM ED: INSTRUCTIONAL PRACTICE AND APPLICATIONS (5019) Test Company: ETS Score Range: 100-200	All enrolled students who have completed all nonclinical courses, 2017-18						2			
	Other enrolled students, 2017-18	1				155	16	12	75%	164
	All program completers, 2017-18	1				155	126	124	98%	172
	All program completers, 2016-17	1				155	265	260	98%	169
	All program completers, 2015-16	10	10	100%	170	155	360	360	100%	172
ENGLISH LANGUAGE ARTS: CONTENT AND ANALYSIS (5039) Test Company: ETS Score Range: 100-200	All enrolled students who have completed all nonclinical courses, 2017-18	1				168	12	10	83%	179
	Other enrolled students, 2017-18						38	32	84%	175
	All program completers, 2017-18	2				168	80	80	100%	178
	All program completers, 2016-17	3				168	95	95	100%	178
	All program completers, 2015-16	8				168	85	85	100%	178
FRENCH WORLD LANGUAGE (5174) Test Company: ETS Score Range: 100-200	All enrolled students who have completed all nonclinical courses, 2017-18									
	Other enrolled students, 2017-18						1			
	All program completers, 2017-18	2				162	4			
	All program completers, 2016-17	1				162	1			
	All program completers, 2015-16									

Single Assessment Institution-Level Pass Rate Data: Traditional Teacher Preparation Program Within IHE


		HEOA - Title II 2017 - 2018 Academic Year					Statewide April 6, 2019				
Institution Name		COLLEGE OF CHARLESTON									
Institution Code		5113									
State		South Carolina									
Assessment Information¹	Group	Number Taking Assessment	Number Passing Assessment	Institutional Pass Rate	Institutional Average Scaled Score	Assessment Cut Score²	Number Taking Assessment	Number Passing Assessment	Statewide Pass Rate	Statewide Average Scaled Score	
MIDDLE SCHOOL ENG LANG ARTS (5047) <i>Test Company: ETS</i> <i>Score Range: 100-200</i>	All enrolled students who have completed all nonclinical courses, 2017-18						2				
	Other enrolled students, 2017-18	1				164	19	13	68%	166	
	All program completers, 2017-18	6				164	38	31	82%	168	
	All program completers, 2016-17	6				164	48	44	92%	169	
	All program completers, 2015-16	8				164	52	47	90%	170	
MIDDLE SCHOOL MATHEMATICS (5169) <i>Test Company: ETS</i> <i>Score Range: 100-200</i>	All enrolled students who have completed all nonclinical courses, 2017-18						7				
	Other enrolled students, 2017-18						25	19	76%	171	
	All program completers, 2017-18	6				165	52	51	98%	177	
	All program completers, 2016-17	7				165	72	67	93%	176	
	All program completers, 2015-16	8				165	73	69	95%	176	
MIDDLE SCHOOL SCIENCE (5440) <i>Test Company: ETS</i> <i>Score Range: 100-200</i>	All enrolled students who have completed all nonclinical courses, 2017-18	1				150	3				
	Other enrolled students, 2017-18						14	7	50%	151	
	All program completers, 2017-18	10	8	80%	163	150	47	40	85%	162	
	All program completers, 2016-17	11	11	100%	165	150	66	57	86%	160	
	All program completers, 2015-16	9				150	70	61	87%	160	
MIDDLE SCHOOL SOCIAL STUDIES (5089) <i>Test Company: ETS</i> <i>Score Range: 100-200</i>	All enrolled students who have completed all nonclinical courses, 2017-18										
	Other enrolled students, 2017-18						22	15	68%	160	
	All program completers, 2017-18	7				155	45	43	96%	171	
	All program completers, 2016-17	14	11	79%	171	155	67	60	90%	168	
	All program completers, 2015-16	17	14	82%	165	155	67	63	94%	167	
PHYSICAL ED CONTENT AND DESIGN (5095) <i>Test Company: ETS</i> <i>Score Range: 100-200</i>	All enrolled students who have completed all nonclinical courses, 2017-18	1				169	8				
	Other enrolled students, 2017-18						31	20	65%	169	
	All program completers, 2017-18	4				169	77	73	95%	174	
	All program completers, 2016-17	7				169	75	75	100%	175	
	All program completers, 2015-16	7				169	89	89	100%	176	

Single Assessment Institution-Level Pass Rate Data: Traditional Teacher Preparation Program Within IHE


		HEOA - Title II 2017 - 2018 Academic Year					Statewide				
Institution Name		COLLEGE OF CHARLESTON									
Institution Code		5113									
State		South Carolina									
Assessment Information¹							Statewide				
Group		Number Taking Assessment	Number Passing Assessment	Institutional Pass Rate	Institutional Average Scaled Score	Assessment Cut Score²	Number Taking Assessment	Number Passing Assessment	Statewide Pass Rate	Statewide Average Scaled Score	
PRINC LEARNING AND TEACHING 5-9 (5623) Test Company: ETS Score Range: 100-200	All enrolled students who have completed all nonclinical courses, 2017-18	1				160	18	17	94%	176	
	Other enrolled students, 2017-18	2				160	18	15	83%	172	
	All program completers, 2017-18	18	18	100%	177	160	149	146	98%	175	
	All program completers, 2016-17	25	25	100%	179	160	178	178	100%	176	
	All program completers, 2015-16	24	24	100%	176	160	206	205	100%	176	
PRINC LEARNING AND TEACHING 7-12 (5624) Test Company: ETS Score Range: 100-200	All enrolled students who have completed all nonclinical courses, 2017-18	2				157	64	63	98%	175	
	Other enrolled students, 2017-18	3				157	132	125	95%	175	
	All program completers, 2017-18	26	26	100%	177	157	397	394	99%	176	
	All program completers, 2016-17	15	15	100%	175	157	393	393	100%	176	
	All program completers, 2015-16	27	27	100%	173	157	433	431	100%	176	
PRINC LEARNING AND TEACHING EARLY CHILD (5621) Test Company: ETS Score Range: 100-200	All enrolled students who have completed all nonclinical courses, 2017-18	1				157	49	46	94%	171	
	Other enrolled students, 2017-18	2				157	80	75	94%	171	
	All program completers, 2017-18	33	33	100%	173	157	482	481	100%	171	
	All program completers, 2016-17	38	38	100%	172	157	387	383	99%	171	
	All program completers, 2015-16	59	59	100%	174	157	477	475	100%	171	
PRINC LEARNING AND TEACHING K-6 (5622) Test Company: ETS Score Range: 100-200	All enrolled students who have completed all nonclinical courses, 2017-18	1				160	75	74	99%	178	
	Other enrolled students, 2017-18	7				160	198	195	98%	177	
	All program completers, 2017-18	52	51	98%	178	160	638	635	100%	177	
	All program completers, 2016-17	68	68	100%	178	160	717	712	99%	177	
	All program completers, 2015-16	66	66	100%	179	160	680	676	99%	177	
SE BEHAVIORAL EMOTIONAL (0371) Test Company: ETS Score Range: 100-200	All enrolled students who have completed all nonclinical courses, 2017-18										
	Other enrolled students, 2017-18										
	All program completers, 2017-18										
	All program completers, 2016-17										
	All program completers, 2015-16	1				153	1				

April 6, 2019

Single Assessment Institution-Level Pass Rate Data: Traditional Teacher Preparation Program Within IHE

		HEOA - Title II 2017 - 2018 Academic Year								
Institution Name		COLLEGE OF CHARLESTON								
Institution Code		5113								
State		South Carolina								
							April 6, 2019			
Assessment Information ¹	Group	Number Taking Assessment	Number Passing Assessment	Institutional Pass Rate	Institutional Average Scaled Score	Assessment Cut Score ²	Statewide			
							Number Taking Assessment	Number Passing Assessment	Statewide Pass Rate	Statewide Average Scaled Score
SE CK AND MILD TO MODERATE APPL (5543) Test Company: ETS Score Range: 100-200	All enrolled students who have completed all nonclinical courses, 2017-18						4			
	Other enrolled students, 2017-18						38	38	100%	171
	All program completers, 2017-18	4				158	75	75	100%	176
	All program completers, 2016-17	9				158	97	97	100%	175
	All program completers, 2015-16						52	52	100%	176
SE CORE KNOWLEDGE & APPLICATIONS (5354) Test Company: ETS Score Range: 100-200	All enrolled students who have completed all nonclinical courses, 2017-18						2			
	Other enrolled students, 2017-18						2			
	All program completers, 2017-18	16	16	100%	181	151	82	82	100%	179
	All program completers, 2016-17	25	25	100%	178	151	86	86	100%	178
	All program completers, 2015-16	30	30	100%	180	151	114	114	100%	177
SE STUDENTS W INTELLECTUAL DISABILITIES (5322) Test Company: ETS Score Range: 100-200	All enrolled students who have completed all nonclinical courses, 2017-18									
	Other enrolled students, 2017-18									
	All program completers, 2017-18	10	10	100%	178	143	31	31	100%	179
	All program completers, 2016-17	20	20	100%	178	143	32	32	100%	179
	All program completers, 2015-16	17	17	100%	182	143	24	24	100%	182
SE TEACH STUDENTS W LEARNING DISAB (5383) Test Company: ETS Score Range: 100-200	All enrolled students who have completed all nonclinical courses, 2017-18						1			
	Other enrolled students, 2017-18						2			
	All program completers, 2017-18	6				151	43	43	100%	173
	All program completers, 2016-17	5				151	52	52	100%	172
	All program completers, 2015-16	12	12	100%	175	151	88	88	100%	168
SE: TEACH STUDENTS W BEH DIS EMOTION DIST (5372) Test Company: ETS Score Range: 100-200	All enrolled students who have completed all nonclinical courses, 2017-18									
	Other enrolled students, 2017-18									
	All program completers, 2017-18	16	16	100%	184	154	27	27	100%	184
	All program completers, 2016-17	25	25	100%	181	154	38	38	100%	181
	All program completers, 2015-16	23	23	100%	182	154	34	34	100%	182

Single Assessment Institution-Level Pass Rate Data: Traditional Teacher Preparation Program Within IHE

		HEOA - Title II 2017 - 2018 Academic Year								
Institution Name		COLLEGE OF CHARLESTON								
Institution Code		5113								
State		South Carolina								
							April 6, 2019			
Assessment Information ¹	Group	Number Taking Assessment	Number Passing Assessment	Institutional Pass Rate	Institutional Average Scaled Score	Assessment Cut Score ²	Statewide			
							Number Taking Assessment	Number Passing Assessment	Statewide Pass Rate	Statewide Average Scaled Score
SOCIAL STUDIES CONTENT & INTERPRETATION (5086) Test Company: ETS Score Range: 100-200	All enrolled students who have completed all nonclinical courses, 2017-18						24	20	83%	165
	Other enrolled students, 2017-18						51	36	71%	160
	All program completers, 2017-18	11	11	100%	166	153	110	106	96%	164
	All program completers, 2016-17	5				153	89	87	98%	165
	All program completers, 2015-16	7				153	104	102	98%	166
SPANISH WORLD LANGUAGE (5195) Test Company: ETS Score Range: 100-200	All enrolled students who have completed all nonclinical courses, 2017-18									
	Other enrolled students, 2017-18	2				168	7			
	All program completers, 2017-18	3				168	8			
	All program completers, 2016-17	3				168	9			
	All program completers, 2015-16	4				168	11	10	91%	179
THEATRE (5641) Test Company: ETS Score Range: 100-200	All enrolled students who have completed all nonclinical courses, 2017-18						2			
	Other enrolled students, 2017-18						4			
	All program completers, 2017-18	3				157	15	15	100%	177
	All program completers, 2016-17						4			
	All program completers, 2015-16						2			

Note: In cases where there are less than ten students taking the assessment or license/certificate, the number passing and pass rate are not reported.

¹Tests with multiple delivery options (computer, paper, etc.) will be noted with the assessment code for one format only.

²Cut scores may vary for groups depending upon when the cut scores are established by the state and when each group completed their teacher certification or licensure assessment.

*Questions regarding tests listed by this testing company must be addressed to your state Title II Coordinator.