



Single Assessment Institution-Level Pass Rate Data: Traditional Teacher Preparation Program Within IHE

		HEOA - Title II 2019 - 2020 Academic Year					Statewide				
Institution Name		COLLEGE OF CHARLESTON									
Institution Code		5113									
State		South Carolina									
Assessment Information ¹		Group	Number Taking Assessment	Number Passing Assessment	Institutional Pass Rate	Institutional Average Scaled Score	Assessment Cut Score ²	Number Taking Assessment	Number Passing Assessment	Statewide Pass Rate	Statewide Average Scaled Score
BIOLOGY CONTENT KNOWLEDGE (0235) Test Company: ETS Score Range: 100-200		All enrolled students who have completed all nonclinical courses, 2019-20						2			
		Other enrolled students, 2019-20					9				
		All program completers, 2019-20	3				148	19	19	100%	165
		All program completers, 2018-19	2				148	26	26	100%	168
		All program completers, 2017-18	2				148	27	27	100%	168
CHEMISTRY CONTENT KNOWLEDGE (0245) Test Company: ETS Score Range: 100-200		All enrolled students who have completed all nonclinical courses, 2019-20									
		Other enrolled students, 2019-20					3				
		All program completers, 2019-20	2				152	5			
		All program completers, 2018-19	1				152	7			
		All program completers, 2017-18						5			
EARLY CHILDHOOD EDUCATION (5025) Test Company: ETS Score Range: 100-200		All enrolled students who have completed all nonclinical courses, 2019-20						23	20	87%	169
		Other enrolled students, 2019-20						34	30	88%	171
		All program completers, 2019-20	2				156	6			
		All program completers, 2018-19									
		All program completers, 2017-18									
EDUCATION OF YOUNG CHILDREN (5024) Test Company: ETS Score Range: 100-200		All enrolled students who have completed all nonclinical courses, 2019-20	1				160	106	74	70%	163
		Other enrolled students, 2019-20						104	94	90%	169
		All program completers, 2019-20	36	34	94%	173	160	444	424	95%	170
		All program completers, 2018-19	40	40	100%	173	160	461	451	98%	171
		All program completers, 2017-18	32	32	100%	174	160	511	507	99%	171

April 5, 2021

Single Assessment Institution-Level Pass Rate Data: Traditional Teacher Preparation Program Within IHE


	HEOA - Title II 2019 - 2020 Academic Year
	Institution Name
	Institution Code
	State

COLLEGE OF CHARLESTON
5113
South Carolina

April 5, 2021

Assessment Information ¹	Group	Number Taking Assessment	Number Passing Assessment	Institutional Pass Rate	Institutional Average Scaled Score	Assessment Cut Score ²	Statewide			
							Number Taking Assessment	Number Passing Assessment	Statewide Pass Rate	Statewide Average Scaled Score
ELEM ED CKT: MATHEMATICS (7813) Test Company: ETS Score Range: 100-200	All enrolled students who have completed all nonclinical courses, 2019-20	1				150	30	26	87%	166
	Other enrolled students, 2019-20						35	31	89%	166
	All program completers, 2019-20	1				150	6			
	All program completers, 2018-19						1			
	All program completers, 2017-18						1			
ELEM ED CKT: READING LANGUAGE ARTS (7812) Test Company: ETS Score Range: 100-200	All enrolled students who have completed all nonclinical courses, 2019-20	1				161	31	25	81%	170
	Other enrolled students, 2019-20						34	29	85%	172
	All program completers, 2019-20	1				161	6			
	All program completers, 2018-19									
	All program completers, 2017-18									
ELEM ED CKT: SCIENCE (7814) Test Company: ETS Score Range: 100-200	All enrolled students who have completed all nonclinical courses, 2019-20	1				154	34	32	94%	175
	Other enrolled students, 2019-20						37	33	89%	176
	All program completers, 2019-20	3				154	15	14	93%	167
	All program completers, 2018-19									
	All program completers, 2017-18									
ELEM ED CKT: SOCIAL STUDIES (7815) Test Company: ETS Score Range: 100-200	All enrolled students who have completed all nonclinical courses, 2019-20	1				162	31	27	87%	172
	Other enrolled students, 2019-20						35	25	71%	166
	All program completers, 2019-20	3				162	26	23	88%	172
	All program completers, 2018-19						2			
	All program completers, 2017-18									


Single Assessment Institution-Level Pass Rate Data: Traditional Teacher Preparation Program Within IHE

	HEOA - Title II 2019 - 2020 Academic Year	
	Institution Name	COLLEGE OF CHARLESTON
	Institution Code	5113
	State	South Carolina

April 5, 2021


Assessment Information ¹	Group	Number Taking Assessment	Number Passing Assessment	Institutional Pass Rate	Institutional Average Scaled Score	Assessment Cut Score ²	Statewide			
							Number Taking Assessment	Number Passing Assessment	Statewide Pass Rate	Statewide Average Scaled Score
ELEM ED MULTI SUBJ MATHEMATICS (5003) Test Company: ETS Score Range: 100-200	All enrolled students who have completed all nonclinical courses, 2019-20	3				157	102	86	84%	171
	Other enrolled students, 2019-20	2				157	91	83	91%	181
	All program completers, 2019-20	30	29	97%	179	157	492	478	97%	176
	All program completers, 2018-19	44	42	95%	177	157	504	493	98%	179
	All program completers, 2017-18	28	28	100%	180	157	364	361	99%	179
ELEM ED MULTI SUBJ READING LANG ARTS (5002) Test Company: ETS Score Range: 100-200	All enrolled students who have completed all nonclinical courses, 2019-20	3				157	100	81	81%	164
	Other enrolled students, 2019-20	2				157	90	80	89%	171
	All program completers, 2019-20	29	29	100%	178	157	491	479	98%	171
	All program completers, 2018-19	44	44	100%	176	157	505	498	99%	172
	All program completers, 2017-18	28	27	96%	174	157	365	361	99%	172
ELEM ED MULTI SUBJ SCIENCES (5005) Test Company: ETS Score Range: 100-200	All enrolled students who have completed all nonclinical courses, 2019-20	3				159	95	75	79%	167
	Other enrolled students, 2019-20	1				159	86	71	83%	170
	All program completers, 2019-20	28	27	96%	175	159	483	458	95%	170
	All program completers, 2018-19	44	43	98%	170	159	505	490	97%	172
	All program completers, 2017-18	28	27	96%	170	159	365	357	98%	172
ELEM ED MULTI SUBJ SOCIAL STUDIES (5004) Test Company: ETS Score Range: 100-200	All enrolled students who have completed all nonclinical courses, 2019-20	3				155	98	75	77%	162
	Other enrolled students, 2019-20	3				155	89	75	84%	167
	All program completers, 2019-20	27	26	96%	173	155	470	440	94%	168
	All program completers, 2018-19	44	43	98%	169	155	503	492	98%	168
	All program completers, 2017-18	28	27	96%	167	155	365	358	98%	168

Single Assessment Institution-Level Pass Rate Data: Traditional Teacher Preparation Program Within IHE

		HEOA - Title II 2019 - 2020 Academic Year					Statewide					
Institution Name		COLLEGE OF CHARLESTON					Number Taking Assessment		Number Passing Assessment		Statewide Pass Rate	
Institution Code		5113					Assessment Cut Score²		Institutional Pass Rate		Statewide Average Scaled Score	
State		South Carolina					Institutional Average Scaled Score		Assessment Cut Score²		Statewide Average Scaled Score	
Assessment Information¹		Group		Number Taking Assessment		Number Passing Assessment		Institutional Pass Rate		Institutional Average Scaled Score		
ELEM ED: INSTRUCTIONAL PRACTICE AND APPLICATIONS (5019) <i>Test Company: ETS</i> <i>Score Range: 100-200</i>	All enrolled students who have completed all nonclinical courses, 2019-20											
	Other enrolled students, 2019-20											
	All program completers, 2019-20											
	All program completers, 2018-19											
	All program completers, 2017-18		1					155	126	124	98%	172
ENGLISH LANGUAGE ARTS: CK (5038) <i>Test Company: ETS</i> <i>Score Range: 100-200</i>	All enrolled students who have completed all nonclinical courses, 2019-20											
	Other enrolled students, 2019-20											
	All program completers, 2019-20		1					167	3			
	All program completers, 2018-19											
	All program completers, 2017-18											
ENGLISH LANGUAGE ARTS: CONTENT AND ANALYSIS (5039) <i>Test Company: ETS</i> <i>Score Range: 100-200</i>	All enrolled students who have completed all nonclinical courses, 2019-20							36	29	81%	175	
	Other enrolled students, 2019-20								26	19	73%	174
	All program completers, 2019-20		4					168	78	73	94%	175
	All program completers, 2018-19		9					168	97	95	98%	177
	All program completers, 2017-18		2					168	81	81	100%	178
FRENCH WORLD LANGUAGE (5174) <i>Test Company: ETS</i> <i>Score Range: 100-200</i>	All enrolled students who have completed all nonclinical courses, 2019-20											
	Other enrolled students, 2019-20								1			
	All program completers, 2019-20		1					162	2			
	All program completers, 2018-19								2			
	All program completers, 2017-18		2					162	4			

April 5, 2021


Single Assessment Institution-Level Pass Rate Data: Traditional Teacher Preparation Program Within IHE

	HEOA - Title II 2019 - 2020 Academic Year	
	Institution Name	COLLEGE OF CHARLESTON
	Institution Code	5113
	State	South Carolina

April 5, 2021

Assessment Information ¹	Group	Number Taking Assessment	Number Passing Assessment	Institutional Pass Rate	Institutional Average Scaled Score	Assessment Cut Score ²	Statewide			
							Number Taking Assessment	Number Passing Assessment	Statewide Pass Rate	Statewide Average Scaled Score
GERMAN WORLD LANGUAGE (5183) Test Company: ETS Score Range: 100-200	All enrolled students who have completed all nonclinical courses, 2019-20									
	Other enrolled students, 2019-20									
	All program completers, 2019-20	1				163	1			
	All program completers, 2018-19						1			
	All program completers, 2017-18						1			
MATHEMATICS CONTENT KNOWLEDGE (5161) Test Company: ETS Score Range: 100-200	All enrolled students who have completed all nonclinical courses, 2019-20						12	8	67%	161
	Other enrolled students, 2019-20						19	14	74%	161
	All program completers, 2019-20	2				150	43	38	88%	158
	All program completers, 2018-19	1				150	55	53	96%	163
	All program completers, 2017-18	5				150	67	66	99%	165
MIDDLE SCHOOL ENG LANG ARTS (5047) Test Company: ETS Score Range: 100-200	All enrolled students who have completed all nonclinical courses, 2019-20	1				164	6			
	Other enrolled students, 2019-20						10	5	50%	163
	All program completers, 2019-20	4				164	31	22	71%	166
	All program completers, 2018-19	7				164	43	36	84%	168
	All program completers, 2017-18	6				164	38	33	87%	168
MIDDLE SCHOOL MATHEMATICS (5169) Test Company: ETS Score Range: 100-200	All enrolled students who have completed all nonclinical courses, 2019-20						6			
	Other enrolled students, 2019-20	1				165	15	12	80%	170
	All program completers, 2019-20	1				165	36	32	89%	174
	All program completers, 2018-19	3				165	51	47	92%	175
	All program completers, 2017-18	6				165	52	51	98%	177

Single Assessment Institution-Level Pass Rate Data: Traditional Teacher Preparation Program Within IHE

	HEOA - Title II 2019 - 2020 Academic Year
	Institution Name
	Institution Code
	State

COLLEGE OF CHARLESTON


5113

South Carolina

April 5, 2021

Assessment Information ¹	Group	Number Taking Assessment	Number Passing Assessment	Institutional Pass Rate	Institutional Average Scaled Score	Assessment Cut Score ²	Statewide			
							Number Taking Assessment	Number Passing Assessment	Statewide Pass Rate	Statewide Average Scaled Score
MIDDLE SCHOOL SCIENCE (5440) Test Company: ETS Score Range: 100-200	All enrolled students who have completed all nonclinical courses, 2019-20	1				150	6			
	Other enrolled students, 2019-20						9			
	All program completers, 2019-20	3				150	38	26	68%	154
	All program completers, 2018-19	11	8	73%	160	150	49	38	78%	157
	All program completers, 2017-18	10	9	90%	164	150	47	42	89%	163
MIDDLE SCHOOL SOCIAL STUDIES (5089) Test Company: ETS Score Range: 100-200	All enrolled students who have completed all nonclinical courses, 2019-20	2				155	5			
	Other enrolled students, 2019-20						18	14	78%	167
	All program completers, 2019-20	6				155	41	32	78%	165
	All program completers, 2018-19	12	8	67%	166	155	51	44	86%	167
	All program completers, 2017-18	7				155	45	43	96%	171
MUSIC CONTENT & INSTRUCTION (5114) Test Company: ETS Score Range: 100-200	All enrolled students who have completed all nonclinical courses, 2019-20						27	19	70%	166
	Other enrolled students, 2019-20						31	19	61%	164
	All program completers, 2019-20	1				162	58	46	79%	166
	All program completers, 2018-19						117	104	89%	169
	All program completers, 2017-18						92	89	97%	169
PHYSICAL ED CONTENT AND DESIGN (5095) Test Company: ETS Score Range: 100-200	All enrolled students who have completed all nonclinical courses, 2019-20						10	4	40%	167
	Other enrolled students, 2019-20						27	10	37%	165
	All program completers, 2019-20	2				169	54	47	87%	173
	All program completers, 2018-19	6				169	85	82	96%	174
	All program completers, 2017-18	4				169	77	75	97%	175

Single Assessment Institution-Level Pass Rate Data: Traditional Teacher Preparation Program Within IHE


	HEOA - Title II 2019 - 2020 Academic Year
	Institution Name
	Institution Code
	State

COLLEGE OF CHARLESTON
5113
South Carolina

April 5, 2021


Assessment Information ¹	Group	Number Taking Assessment	Number Passing Assessment	Institutional Pass Rate	Institutional Average Scaled Score	Assessment Cut Score ²	Statewide			
							Number Taking Assessment	Number Passing Assessment	Statewide Pass Rate	Statewide Average Scaled Score
PRINC LEARNING AND TEACHING 5-9 (5623) Test Company: ETS Score Range: 100-200	All enrolled students who have completed all nonclinical courses, 2019-20	2				160	35	33	94%	172
	Other enrolled students, 2019-20	1				160	17	16	94%	175
	All program completers, 2019-20	7				160	98	95	97%	175
	All program completers, 2018-19	19	19	100%	179	160	134	132	99%	176
	All program completers, 2017-18	18	18	100%	177	160	150	150	100%	175
PRINC LEARNING AND TEACHING 7-12 (5624) Test Company: ETS Score Range: 100-200	All enrolled students who have completed all nonclinical courses, 2019-20	1				157	97	92	95%	176
	Other enrolled students, 2019-20	1				157	104	101	97%	173
	All program completers, 2019-20	29	29	100%	178	157	269	266	99%	176
	All program completers, 2018-19	25	25	100%	176	157	429	424	99%	176
	All program completers, 2017-18	26	26	100%	177	157	401	399	100%	176
PRINC LEARNING AND TEACHING EARLY CHILD (5621) Test Company: ETS Score Range: 100-200	All enrolled students who have completed all nonclinical courses, 2019-20	1				157	108	90	83%	165
	Other enrolled students, 2019-20						89	79	89%	168
	All program completers, 2019-20	39	38	97%	171	157	381	370	97%	170
	All program completers, 2018-19	43	43	100%	173	157	412	410	100%	171
	All program completers, 2017-18	33	33	100%	173	157	485	484	100%	171
PRINC LEARNING AND TEACHING K-6 (5622) Test Company: ETS Score Range: 100-200	All enrolled students who have completed all nonclinical courses, 2019-20	5				160	145	134	92%	174
	Other enrolled students, 2019-20						155	147	95%	176
	All program completers, 2019-20	47	46	98%	179	160	573	555	97%	176
	All program completers, 2018-19	64	64	100%	176	160	695	693	100%	176
	All program completers, 2017-18	52	52	100%	178	160	642	639	100%	176

Single Assessment Institution-Level Pass Rate Data: Traditional Teacher Preparation Program Within IHE

		HEOA - Title II 2019 - 2020 Academic Year					Statewide				
Institution Name		COLLEGE OF CHARLESTON									
Institution Code		5113									
State		South Carolina									
Assessment Information ¹		Group	Number Taking Assessment	Number Passing Assessment	Institutional Pass Rate	Institutional Average Scaled Score	Assessment Cut Score ²	Number Taking Assessment	Number Passing Assessment	Statewide Pass Rate	Statewide Average Scaled Score
SE CK AND MILD TO MODERATE APPL (5543) <i>Test Company: ETS</i> <i>Score Range: 100-200</i>	All enrolled students who have completed all nonclinical courses, 2019-20							14	14	100%	174
	Other enrolled students, 2019-20							23	21	91%	175
	All program completers, 2019-20							77	77	100%	173
	All program completers, 2018-19		2				158	101	101	100%	173
	All program completers, 2017-18		4				158	75	75	100%	176
SE CORE KNOWLEDGE & APPLICATIONS (5354) <i>Test Company: ETS</i> <i>Score Range: 100-200</i>	All enrolled students who have completed all nonclinical courses, 2019-20		1				151	8			
	Other enrolled students, 2019-20							5			
	All program completers, 2019-20		14	14	100%	176	151	53	53	100%	177
	All program completers, 2018-19		17	17	100%	178	151	47	47	100%	175
	All program completers, 2017-18		16	16	100%	181	151	82	82	100%	179
SE STUDENTS W INTELLECTUAL DISABILITIES (5322) <i>Test Company: ETS</i> <i>Score Range: 100-200</i>	All enrolled students who have completed all nonclinical courses, 2019-20		1				143	2			
	Other enrolled students, 2019-20										
	All program completers, 2019-20		11	11	100%	177	143	13	13	100%	175
	All program completers, 2018-19		10	10	100%	180	143	10	10	100%	180
	All program completers, 2017-18		10	10	100%	178	143	32	32	100%	179
SE TEACH STUDENTS W LEARNING DISAB (5383) <i>Test Company: ETS</i> <i>Score Range: 100-200</i>	All enrolled students who have completed all nonclinical courses, 2019-20							5			
	Other enrolled students, 2019-20							4			
	All program completers, 2019-20		5				151	40	40	100%	169
	All program completers, 2018-19		8				151	36	36	100%	168
	All program completers, 2017-18		6				151	44	44	100%	172

April 5, 2021

Single Assessment Institution-Level Pass Rate Data: Traditional Teacher Preparation Program Within IHE


	HEOA - Title II 2019 - 2020 Academic Year
	Institution Name
	Institution Code
	State

COLLEGE OF CHARLESTON
5113
South Carolina

April 5, 2021

Assessment Information ¹	Group	Number Taking Assessment	Number Passing Assessment	Institutional Pass Rate	Institutional Average Scaled Score	Assessment Cut Score ²	Statewide			
							Number Taking Assessment	Number Passing Assessment	Statewide Pass Rate	Statewide Average Scaled Score
SE: TEACH STUDENTS W BEH DIS EMOTION DIST (5372) Test Company: ETS Score Range: 100-200	All enrolled students who have completed all nonclinical courses, 2019-20	1				154	1			
	Other enrolled students, 2019-20									
	All program completers, 2019-20	14	14	100%	178	154	14	14	100%	178
	All program completers, 2018-19	17	17	100%	181	154	18	18	100%	181
	All program completers, 2017-18	16	16	100%	184	154	27	27	100%	184
SOCIAL STUDIES CONTENT & INTERPRETATION (5086) Test Company: ETS Score Range: 100-200	All enrolled students who have completed all nonclinical courses, 2019-20						33	30	91%	164
	Other enrolled students, 2019-20						60	44	73%	160
	All program completers, 2019-20	5				153	81	73	90%	164
	All program completers, 2018-19	7				153	122	120	98%	166
	All program completers, 2017-18	11	11	100%	166	153	110	109	99%	164
SPANISH WORLD LANGUAGE (5195) Test Company: ETS Score Range: 100-200	All enrolled students who have completed all nonclinical courses, 2019-20						2			
	Other enrolled students, 2019-20						1			
	All program completers, 2019-20	4				168	8			
	All program completers, 2018-19	3				168	9			
	All program completers, 2017-18	3				168	8			
THEATRE (5641) Test Company: ETS Score Range: 100-200	All enrolled students who have completed all nonclinical courses, 2019-20						3			
	Other enrolled students, 2019-20	1				157	10	10	100%	174
	All program completers, 2019-20	3				157	4			
	All program completers, 2018-19	2				157	11	10	91%	169
	All program completers, 2017-18	3				157	15	15	100%	177

Single Assessment Institution-Level Pass Rate Data: Traditional Teacher Preparation Program Within IHE

	HEOA - Title II 2019 - 2020 Academic Year	
	Institution Name	COLLEGE OF CHARLESTON
	Institution Code	5113
	State	South Carolina

April 5, 2021

<i>Assessment Information</i> ¹	<i>Group</i>	<i>Number Taking Assessment</i>	<i>Number Passing Assessment</i>	<i>Institutional Pass Rate</i>	<i>Institutional Average Scaled Score</i>	<i>Assessment Cut Score</i> ²	Statewide				
							<i>Number Taking Assessment</i>	<i>Number Passing Assessment</i>	<i>Statewide Pass Rate</i>	<i>Statewide Average Scaled Score</i>	
WORLD AND U.S. HISTORY CK (5941) <i>Test Company: ETS</i> <i>Score Range: 100-200</i>	All enrolled students who have completed all nonclinical courses, 2019-20						1				
	Other enrolled students, 2019-20	1				150	2				
	All program completers, 2019-20						3				
	All program completers, 2018-19										
	All program completers, 2017-18										

Note: In cases where there are less than ten students taking the assessment or license/certificate, the number passing and pass rate are not reported.

¹Tests with multiple delivery options (computer, paper, etc.) will be noted with the assessment code for one format only.

²Cut scores may vary for groups depending upon when the cut scores are established by the state and when each group completed their teacher certification or licensure assessment.

*Questions regarding tests listed by this testing company must be addressed to your state Title II Coordinator.